

National curriculum tests

Key stage 2

English reading

Mark schemes

SAMPLE BOOKLET

Published July 2015

This sample test indicates how the national curriculum will be assessed from 2016. Further information is available on GOV.UK at www.gov.uk/sta.

[BLANK PAGE]

This page is intentionally blank.

Contents

1. Introduction	4
2. Structure of the key stage 2 English reading test	4
3. Content domain coverage	5
4. Explanation of the mark schemes	7
5. Mark schemes for the English reading test	8
Section 1: Space Tourism	8
Section 2: Giants	15
Section 3: The Lost World	19

1. Introduction

The Standards and Testing Agency (STA) is responsible for the development and delivery of statutory tests and assessments. STA is an executive agency of the Department for Education.

The 2014 national curriculum will be assessed for the first time in May 2016. The sample test and mark schemes set out how the new national curriculum will be assessed from 2016 onwards. This test has been developed to meet the specification set out in the test framework for English reading at key stage 2. It assesses the aspects of comprehension that lend themselves to a paper test. The test frameworks are on the GOV.UK website at www.gov.uk/sta.

A new test and mark scheme will be developed each year.

The key stage 2 tests will be marked by external markers from 2016 onwards. These sample tests will be marked by teachers if they are used to prepare pupils in advance of the 2016 tests.

Scaled score conversion tables are not included in this document. Conversion tables are produced as part of the standard-setting process. As the sample tests are not subject to standard setting, they are not available for these tests. Scaled score conversion tables for the 2016 tests will be published at www.gov.uk/sta in July 2016.

A variety of questions has been included in this sample test to demonstrate the formats and curriculum content that pupils may encounter in a live test.

This sample test mark scheme is provided to give teachers an indication of how the tests will be marked. The mark schemes for the sample tests have been subject to a shorter process than the full, rigorous development process that is used for live mark schemes. The pupil examples are based on responses gathered from the test trialling process.

The sample test and mark schemes have been reviewed by teachers and other expert reviewers.

2. Structure of the key stage 2 English reading test

The key stage 2 English reading test comprises:

- a reading booklet containing three texts which increase in demand throughout the booklet
- a reading answer booklet containing questions totalling 50 marks.

3. Content domain coverage

The sample test meets the specification set out in the test framework. Table 1 sets out the areas of the content domain that are assessed in the sample test.

Table 1: Content domain coverage for the English reading test

	2a	2b	2c	2d	2e	2f	2g	2h
	<i>Give / explain the meaning of words in context.</i>	<i>Retrieve and record information / identify key details from fiction and non-fiction.</i>	<i>Summarise main ideas from more than one paragraph.</i>	<i>Make inferences from the text / explain and justify inferences with evidence from the text.</i>	<i>Predict what might happen from details stated and implied.</i>	<i>Identify / explain how information / narrative content is related and contributes to meaning as a whole.</i>	<i>Identify / explain how meaning is enhanced through choice of words and phrases.</i>	<i>Make comparisons within the text.</i>
Qu.	Section 1: Space Tourism							
1				1				
2		1						
3		2						
4		1						
5		1						
6				1				
7		2						
8				1				
9				2				
10		1						
11				1				
12							1	
13	1							
14				2				
15		1						
Qu.	Section 2: Giants							
16a		1						
16b		1						
17		1						
18				1				
19		1						
20	1							
21	2							
22				1				
23	1							
24			1					

Sample key stage 2 English reading test mark schemes

2a	2b	2c	2d	2e	2f	2g	2h
Give / explain the meaning of words in context.	Retrieve and record information / identify key details from fiction and non-fiction.	Summarise main ideas from more than one paragraph.	Make inferences from the text / explain and justify inferences with evidence from the text.	Predict what might happen from details stated and implied.	Identify / explain how information / narrative content is related and contributes to meaning as a whole.	Identify / explain how meaning is enhanced through choice of words and phrases.	Make comparisons within the text.

Qu.	Section 3: The Lost World						
25a		1					
25b	1						
25c		1					
25d		1					
26		1					
27				1			
28				1			
29				3			
30	1						
31	1						
32				1			
33						2	
34			1				
35a					1		
35b							1
36					2		

4. Explanation of the mark schemes

The range of marks available for each question is given at the side of the page in the reading answer booklet.

Incorrect or unacceptable answers are given a mark of 0. No half marks are awarded.

The mark schemes were devised after trialling the tests with pupils. They contain examples of some frequently occurring correct answers given in the trials (these are shown in *italics*). Many pupils will, however, have different ways of wording an acceptable answer. In assessing each answer, markers must focus on the content of what has been written and not on the quality of the writing, expression or grammatical construction.

Qu	Requirement	Mark								
36	<p>Based on what you have read, what does the last paragraph suggest might happen to the explorers next?</p> <p>Use evidence from this paragraph to support your prediction.</p> <p>Content domain: 2e - predict what might happen from details stated and implied.</p> <p>Award 2 marks for an acceptable point supported by text based evidence</p> <p>Award 1 mark for either an acceptable point or a relevant piece of text based evidence.</p> <table border="1"> <thead> <tr> <th>Acceptable point (can be implied)</th> <th>Evidence</th> </tr> </thead> <tbody> <tr> <td>1. death / attack / threat</td> <td><i>feelings of danger gloom constant menace terrors pounce iguanodons lair</i></td> </tr> <tr> <td>2. lost</td> <td><i>gloom shady foliage rocks</i></td> </tr> <tr> <td>3. discovering other dinosaurs</td> <td><i>other creatures constant menace terrors the iguanodons we had seen lair gloom</i></td> </tr> </tbody> </table> <p>Examples of two mark responses:</p> <ul style="list-style-type: none"> <i>A vicious beast is going to eat them later on because it says there is a constant menace therefore they may not get to confirm to England that they were real dinosaurs.</i> <i>I think they will journey on to try to locate some more creatures, for in the text it says 'what other creatures might there not be ready to pounce upon us from their lair among the rocks and brushwood'</i> <i>It says 'but what other creatures might there not be there ready to pounce upon us from their lair among the rocks or brushwood?' which implies that something might jump out and attack them</i> <i>They were in a dangerous place and suddenly a dinosaur will pounce from behind a rock and grab one of them and eat him.</i> <p>Examples of one mark responses:</p> <ul style="list-style-type: none"> <i>They got lost and stayed there and became friends with the Iguanodons</i> <i>They might be pounced on.</i> <p>Do not accept general answers not relating to specific events or actions, e.g.</p> <ul style="list-style-type: none"> <i>It's going to be dangerous</i> <i>They carry on exploring.</i> <p>Do not accept textual evidence that is not taken from the last paragraph, e.g.</p> <ul style="list-style-type: none"> <i>They will find more footprints and follow them.</i> <p>Do not accept predictions not supported by the last paragraph, e.g.</p> <ul style="list-style-type: none"> <i>They catch some dinosaurs and take them back to England.</i> 	Acceptable point (can be implied)	Evidence	1. death / attack / threat	<i>feelings of danger gloom constant menace terrors pounce iguanodons lair</i>	2. lost	<i>gloom shady foliage rocks</i>	3. discovering other dinosaurs	<i>other creatures constant menace terrors the iguanodons we had seen lair gloom</i>	Up to 2m
Acceptable point (can be implied)	Evidence									
1. death / attack / threat	<i>feelings of danger gloom constant menace terrors pounce iguanodons lair</i>									
2. lost	<i>gloom shady foliage rocks</i>									
3. discovering other dinosaurs	<i>other creatures constant menace terrors the iguanodons we had seen lair gloom</i>									

Aspect of reading assessed by this question

Criteria for the award of marks

Acceptable points (AP)

Examples of responses produced in the trials and awarded 2 marks

Examples of responses produced in the trials and awarded 1 mark

Responses which may occur quite frequently but do not merit any marks

5. Mark schemes for the English reading test

Section 1: Space Tourism

Qu	Requirement	Mark
1	<p>Look at the introduction.</p> <p>Why is space tourism <i>impossible</i> for most people?</p> <p>Content domain: 2d – make inferences from the text / explain and justify inferences with evidence from the text.</p> <p>Award 1 mark for explaining that it is impossible for most people because it costs too much, e.g.</p> <ul style="list-style-type: none"> • <i>most people can't afford it</i> • <i>it is too expensive.</i> 	1m
2	<p>How would you get from the spacecraft to the space hotel?</p> <p>Content domain: 2b – retrieve and record information / identify key details from fiction and non-fiction.</p> <p>Award 1 mark for answers that refer to floating down the tube (holding the cable).</p>	1m

Qu	Requirement	Mark
3	<p>Look at page 4.</p> <p>According to the text, what could you do on your space holiday?</p> <p>Give two examples.</p> <p>Content domain: 2b – retrieve and record information / identify key details from fiction and non-fiction.</p> <p>Award 1 mark for identifying any of the following activities, up to a maximum of 2 marks:</p> <ol style="list-style-type: none"> look at Earth or space / admire the view, e.g. <ul style="list-style-type: none"> <i>admire unique views of Earth</i> <i>look at the outside of earth</i> <i>look down at Earth.</i> experience weightlessness / activities associated with floating, e.g. <ul style="list-style-type: none"> <i>enjoy being weightless</i> <i>enjoy the endless entertainment of being weightless.</i> space-walk, e.g. <ul style="list-style-type: none"> <i>do a space walk.</i> <p>Do not accept plausible experiences that are not derived from the text or are unconnected with space travel, e.g.</p> <ul style="list-style-type: none"> <i>take photos of the moon / see what the Moon is made from</i> <i>I'd write a blog</i> <i>stay in a hotel.</i> 	Up to 2m
4	<p>How much did the first space tourist pay to go into space?</p> <p>Content domain: 2b – retrieve and record information / identify key details from fiction and non-fiction.</p> <p>Award 1 mark for (around £)14 million / (£)14m.</p>	1m
5	<p>How can you tell that the International Space Station is very large?</p> <p>Content domain: 2b – retrieve and record information / identify key details from fiction and non-fiction.</p> <p>Award 1 mark for answers referring to the fact that it can be seen from Earth, e.g.</p> <ul style="list-style-type: none"> <i>You can see it from / on Earth.</i> 	1m

Section 1: Space Tourism

Qu	Requirement	Mark						
6	<p>How did Anousheh’s trip into space make history?</p> <p>Content domain: 2d – make inferences from the text / explain and justify inferences with evidence from the text.</p> <p>Award 1 mark for answers recognising that she was the first female space tourist.</p> <ul style="list-style-type: none"> • <i>she was the first lady to have a holiday in space</i> • <i>she was the first female tourist in space.</i> <p>Do not accept answers that say she was the first female (into space).</p>	1m						
7	<p>Look at the text box <i>Who has already had a holiday in space?</i></p> <p>Complete the table about Anousheh’s trip into space.</p> <p>Content domain: 2b – retrieve and record information / identify key details from fiction and non-fiction.</p> <p>Award 2 marks for all three correct.</p> <p>Award 1 mark for two correct.</p> <table border="1" data-bbox="213 1111 1302 1408"> <tbody> <tr> <td>Where did she start her trip?</td> <td> <ul style="list-style-type: none"> • Russia <p>Do not accept Russian ISS or Earth</p> </td> </tr> <tr> <td>Where did she stay in space?</td> <td> <ul style="list-style-type: none"> • space station / ISS </td> </tr> <tr> <td>How long did she stay in space?</td> <td> <ul style="list-style-type: none"> • 8 days <p>Do not accept 8</p> </td> </tr> </tbody> </table>	Where did she start her trip?	<ul style="list-style-type: none"> • Russia <p>Do not accept Russian ISS or Earth</p>	Where did she stay in space?	<ul style="list-style-type: none"> • space station / ISS 	How long did she stay in space?	<ul style="list-style-type: none"> • 8 days <p>Do not accept 8</p>	Up to 2m
Where did she start her trip?	<ul style="list-style-type: none"> • Russia <p>Do not accept Russian ISS or Earth</p>							
Where did she stay in space?	<ul style="list-style-type: none"> • space station / ISS 							
How long did she stay in space?	<ul style="list-style-type: none"> • 8 days <p>Do not accept 8</p>							
8	<p>Look at Anousheh’s blog entry for September 25th.</p> <p>Find and copy a group of words that shows that Anousheh wrote her blog for others to read.</p> <p>Content domain: 2d – make inferences from the text / explain and justify inferences with evidence from the text.</p> <p>Award 1 mark for either of the following:</p> <ol style="list-style-type: none"> 1. <i>(Well) my friends</i> 2. <i>Everyone wants to know.</i> <p>Do not accept longer quotations from the text.</p>	1m						

Qu	Requirement	Mark
9	<p>Look at Anousheh’s blog entry for September 27th.</p> <p>Explain how Anousheh felt about being in space that day.</p> <p>Content domain: 2d – make inferences from the text / explain and justify inferences with evidence from the text.</p> <p>Award 2 marks for answers that contain both an appropriate reference to Anousheh’s positive attitude, inferred from the text, and development in the form of a <u>relevant</u> quote / example(s) of activities she did in space, e.g.</p> <ul style="list-style-type: none"> • <i>you can tell that she liked space because of all the fun things she wrote like floating about without any effort and lifting heavy things</i> [positive attitude + examples of activities] • <i>she enjoyed it because of all the wonderful advantages she kept on describing</i> [positive attitude + quote] • <i>she felt wonderful being able to do somersaults and flying around</i> [positive attitude + examples of activities]. <p>Award 1 mark for identifying Anousheh’s positive attitude inferred from the text, e.g.</p> <ul style="list-style-type: none"> • <i>she loved it / she felt it was wonderful.</i> <p>Also accept for 1 mark the following quotations (as they convey positive emotion), e.g.</p> <ul style="list-style-type: none"> • <i>she said being weightless had some wonderful advantages</i> • <i>everything is effortless.</i> <p>Do not accept emotions that are not supported by the text, e.g. pride.</p>	Up to 2m

10	<p>Match the events below to the year in which they happened.</p> <p>Content domain: 2b – retrieve and record information / identify key details from fiction and non-fiction.</p> <p>Award 1 mark for all four pairs matched correctly.</p>	1m
----	---	----

Section 1: Space Tourism

Qu	Requirement	Mark															
11	<p>Using information from the text, tick one box in each row to show whether each statement is a fact or an opinion.</p> <p>Content domain: 2d – make inferences from the text / explain and justify inferences with evidence from the text.</p> <p>Award 1 mark for all four correct.</p> <table border="1" style="margin-left: auto; margin-right: auto;"> <thead> <tr> <th></th> <th>Fact</th> <th>Opinion</th> </tr> </thead> <tbody> <tr> <td>Anousheh Ansari kept an online diary.</td> <td style="text-align: center;">✓</td> <td></td> </tr> <tr> <td>Brushing your teeth in space is a joy.</td> <td></td> <td style="text-align: center;">✓</td> </tr> <tr> <td>Being weightless is endlessly entertaining.</td> <td></td> <td style="text-align: center;">✓</td> </tr> <tr> <td>Tourists can stay on the International Space Station.</td> <td style="text-align: center;">✓</td> <td></td> </tr> </tbody> </table>		Fact	Opinion	Anousheh Ansari kept an online diary.	✓		Brushing your teeth in space is a joy.		✓	Being weightless is endlessly entertaining.		✓	Tourists can stay on the International Space Station.	✓		1m
	Fact	Opinion															
Anousheh Ansari kept an online diary.	✓																
Brushing your teeth in space is a joy.		✓															
Being weightless is endlessly entertaining.		✓															
Tourists can stay on the International Space Station.	✓																



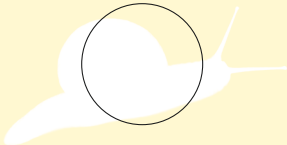
12	<p>... <i>in a flash</i> (page 6)</p> <p>What does this tell you about the burning of rocks in space?</p> <p>Content domain: 2g – identify / explain how meaning is enhanced through choice of words and phrases.</p> <p>Award 1 mark for either acceptable point:</p> <ol style="list-style-type: none"> 1. the rock burns very quickly, e.g. <ul style="list-style-type: none"> • <i>they burn quickly / suddenly / instantly</i> • <i>it happens fast.</i> 2. the rock burns brightly, e.g. <ul style="list-style-type: none"> • <i>when the rock burns you get a dazzling light.</i> <p>Do not accept reference to speed of travel, e.g.</p> <ul style="list-style-type: none"> • <i>they go / fly / travel very quickly.</i> 	1m
----	--	----

Qu	Requirement	Mark
13	<p><i>Find out when a meteor shower is due and arrange to go star spotting with an adult...</i></p> <p>In this sentence, the word <i>arrange</i> is closest in meaning to...</p> <p>Content domain: 2a – give / explain the meaning of words in context.</p> <p>Award 1 mark for the correct option ticked.</p> <p>set out. <input type="checkbox"/></p> <p>meet. <input type="checkbox"/></p> <p>pack up. <input type="checkbox"/></p> <p>plan. <input checked="" type="checkbox"/></p>	1m
14	<p>How does the information on page 6 make it sound easy to be a star spotter?</p> <p>Give two ways.</p> <p>Content domain: 2d – make inferences from the text / explain and justify inferences with evidence from the text.</p> <p>Award 1 mark for reference to any of the following acceptable points from page 6, up to a maximum of 2 marks:</p> <ol style="list-style-type: none"> 1. accessible location, e.g. <ul style="list-style-type: none"> • <i>You don't have to travel far to do it</i> • <i>You don't have to be in space (to see them)</i> • <i>You don't have to leave Earth.</i> 2. you do not need specialist equipment, e.g. <ul style="list-style-type: none"> • <i>You can do it with things you'll have in the house</i> • <i>You don't need a telescope or binoculars</i> • <i>You don't need any expensive equipment</i> • <i>It sounds easy because all you need is a nice spot, a blanket, pillow and torch.</i> 3. you don't need an expert to show you how to do it, e.g. <ul style="list-style-type: none"> • <i>You just need to go with an adult, they don't need to know anything about space.</i> <p>Do not accept answers that are focussed on the structure of page 6, e.g.</p> <ul style="list-style-type: none"> • <i>the instructions are laid out clearly.</i> 	2m

Section 1: Space Tourism

Qu	Requirement	Mark															
15	<p>Tick true or false in the following table to show what you should do when spotting shooting stars.</p> <p>Content domain: 2b – retrieve and record information / identify key details from fiction and non-fiction.</p> <p>Award 1 mark for all four correct.</p> <table border="1"> <thead> <tr> <th></th> <th>True</th> <th>False</th> </tr> </thead> <tbody> <tr> <td>Take warm clothes, a blanket, a pillow and a torch.</td> <td>✓</td> <td></td> </tr> <tr> <td>Stay close to town.</td> <td></td> <td>✓</td> </tr> <tr> <td>Point your torch up to the sky.</td> <td></td> <td>✓</td> </tr> <tr> <td>You must have binoculars.</td> <td></td> <td>✓</td> </tr> </tbody> </table>		True	False	Take warm clothes, a blanket, a pillow and a torch.	✓		Stay close to town.		✓	Point your torch up to the sky.		✓	You must have binoculars.		✓	1m
	True	False															
Take warm clothes, a blanket, a pillow and a torch.	✓																
Stay close to town.		✓															
Point your torch up to the sky.		✓															
You must have binoculars.		✓															

Section 2: Giants

Qu	Requirement	Mark
16a	<p>What does the 'giant' do to frighten the snail?</p> <p>Content domain: 2b – retrieve and record information / identify key details from fiction and non-fiction.</p> <p>Award 1 mark for reference to touching the snail's threads / stalks / eyes.</p>	1m
16b	<p>What does the 'giant' do to frighten the frog?</p> <p>Content domain: 2b – retrieve and record information / identify key details from fiction and non-fiction.</p> <p>Award 1 mark for reference to picking the frog up / clutching it in his fist.</p>	1m
17	<p><i>Gentle, and small, and frail</i></p> <p>Which part of the snail do these words describe?</p> <p>Circle the part of the snail in the picture below.</p>  <p>Content domain: 2b – retrieve and record information / identify key details from fiction and non-fiction.</p> <p>Award 1 mark for answers where the pupil has circled one or both eyes, or eyes and eye stalks on the image of the snail, e.g.</p>  <p>Do not accept answers where the pupil has not circled the eyes, or where more than just the eyes (and stalks) are circled, e.g.</p> 	1m

Section 2: Giants

Qu	Requirement	Mark
18	<p><i>Gentle, and small, and frail</i></p> <p>How do these words make the reader feel about the snail?</p> <p>Content domain: 2d – make inferences from the text / explain and justify inferences with evidence from the text.</p> <p>Award 1 mark for answers that refer to concern / empathy, e.g.</p> <ul style="list-style-type: none"> • <i>sorry for it</i> • <i>sympathy</i> • <i>worried about it</i> • <i>you'd want to protect it.</i> <p>Also accept answers that recognise the snail is being treated unfairly, e.g.</p> <ul style="list-style-type: none"> • <i>angry for it</i> • <i>upset about what's happening to it.</i> <p>Do not accept answers that refer to the snail rather than the reader's feelings, e.g.</p> <ul style="list-style-type: none"> • <i>it's got a thin shell</i> • <i>it's really delicate.</i> 	1m
19	<p>How does the snail behave when it is afraid?</p> <p>Give two ways.</p> <p>Content domain: 2b – retrieve and record information / identify key details from fiction and non-fiction.</p> <p>Award 1 mark for two of the following acceptable points:</p> <ol style="list-style-type: none"> 1. (the speed or urgency with which) it retracts its eyes, e.g. <ul style="list-style-type: none"> • <i>it snatches its eyes back in.</i> 2. (the speed or urgency with which) it goes into its shell, e.g. <ul style="list-style-type: none"> • <i>it quickly disappears into its shell</i> • <i>it goes into its shell.</i> 3. it cowers 4. it quivers. 	1m

Qu	Requirement	Mark
20	<p><i>Into your pitiful shell, so brittle and thin</i></p> <p>In this line, the word <i>brittle</i> is closest in meaning to...</p> <p>Content domain: 2a – give / explain the meaning of words in context.</p> <p>Award 1 mark for the correct option ticked.</p> <p>shiny. <input type="checkbox"/></p> <p>soft. <input type="checkbox"/></p> <p>delicate. <input checked="" type="checkbox"/></p> <p>rough. <input type="checkbox"/></p>	1m
21	<p>Explain two things that the words <i>emerald scrap</i> suggest about the frog.</p> <p>Content domain: 2a – give / explain the meaning of words in context.</p> <p>Award 2 marks for responses that interpret both emerald and scrap:</p> <p>Acceptable points for emerald:</p> <ol style="list-style-type: none"> 1. green 2. high value 3. sparkling / shiny <p>Acceptable points for scrap:</p> <ol style="list-style-type: none"> 4. insignificance or smallness 5. fragility 6. worthless / disposable / rubbish, e.g. <ul style="list-style-type: none"> • <i>It shows that the frog is like a precious stone, but it's like a scrap of rubbish too.</i> [AP2, AP6] • <i>Emerald tells us that the frog is green and scrap makes us realise that it is tiny and unimportant.</i> [AP1, AP4] • <i>It's green and it's small.</i> [minimal AP1, AP4] <p>Award 1 mark for an interpretation of either emerald or scrap from one or more of the acceptable points, e.g.</p> <ul style="list-style-type: none"> • <i>Emerald scrap reminds us that the frog is insignificant.</i> [AP4] • <i>It means the frog is little and worth nothing.</i> [AP4, AP6] • <i>That it is a shimmery green.</i> [AP3, AP1] <p>Do not accept answers that repeat the idea that this expression describes the frog or that are vague / general, e.g.</p> <ul style="list-style-type: none"> • <i>It puts a clear picture in our minds</i> • <i>It tells us what the frog looks like</i> • <i>It means the frog is pretty / handsome / gross / horrible / ugly.</i> 	2m

Section 2: Giants

Qu	Requirement	Mark
22	<p>What is the <i>tremendous monster</i>?</p> <p>Content domain: 2d – make inferences from the text / explain and justify inferences with evidence from the text.</p> <p>Award 1 mark for reference to the tremendous monster being a human.</p> <p>Do not accept: <i>It is a giant.</i></p>	1m
23	<p><i>Just for the joy Of watching you jump, scramble, tumble, fall</i></p> <p>Find and copy two more words from the poem that show that the frog was frightened.</p> <p>Content domain: 2a – give / explain the meaning of words in context.</p> <p>Award 1 mark for two of the following acceptable points:</p> <ol style="list-style-type: none"> 1. <i>trembling (throat)</i> 2. <i>shivering</i> 3. <i>dread.</i> 	1m
24	<p>What is the main message of the poem?</p> <p>Content domain: 2c – summarise main ideas from more than one paragraph.</p> <p>Award 1 mark for the correct option ticked.</p> <p>People can learn a lot from holding small creatures. <input type="checkbox"/></p> <p>People should think about how their actions affect others. <input checked="" type="checkbox"/></p> <p>People are much bigger than frogs and snails. <input type="checkbox"/></p> <p>People should overcome their fear of nature. <input type="checkbox"/></p>	1m

Section 3: The Lost World

Qu	Requirement	Mark
25a	<p>Circle the correct option to complete each sentence below.</p> <p>Content domain: 2b – retrieve and record information / identify key details from fiction and non-fiction.</p> <p>Award 1 mark for the correct option indicated.</p> <p>The story is told from the perspective of...</p> <p>Professor Summerlee Lord John <u>Malone</u> Professor Challenger</p>	1m
25b	<p>At the start of the extract, the men entered the forest...</p> <p>Content domain: 2a – give / explain the meaning of words in context.</p> <p>Award 1 mark for the correct option indicated.</p> <p><u>carefully</u> quickly fearfully noisily</p>	1m
25c	<p>There, they came to a patch where the stream was...</p> <p>Content domain: 2b – retrieve and record information / identify key details from fiction and non-fiction.</p> <p>Award 1 mark for the correct option indicated.</p> <p>smaller <u>bigger</u> faster slower</p>	1m
25d	<p>The ferns here were spaced...</p> <p>Content domain: 2b – retrieve and record information / identify key details from fiction and non-fiction.</p> <p>Award 1 mark for the correct option indicated.</p> <p>regularly <u>randomly</u> carefully equally</p>	1m

Section 3: The Lost World

Qu	Requirement	Mark
26	<p>How far into the forest did the stream become <i>a considerable bog</i>?</p> <p>Content domain: 2b – retrieve and record information / identify key details from fiction and non-fiction.</p> <p>Award 1 mark for: <i>(After a) few hundred yards.</i></p>	1m
27	<p>How does the first paragraph suggest that the characters are in a ‘lost world’?</p> <p>Content domain: 2d – make inferences from the text / explain and justify inferences with evidence from the text.</p> <p>Award 1 mark for reference to either acceptable point:</p> <ol style="list-style-type: none"> 1. it is referred to as ‘the unknown’ 2. they entered cautiously. <p>Do not accept reference to it being overgrown.</p>	1m
28	<p>In the paragraph beginning, <i>There were, as I say...</i> Malone compares the iguanodons to different animals.</p> <p>How do these comparisons help the reader understand what the iguanodons look like?</p> <p>Content domain: 2d – make inferences from the text / explain and justify inferences with evidence from the text.</p> <p>Award 1 mark for reference to providing a comparison to something the reader will recognise, e.g.</p> <ul style="list-style-type: none"> • <i>because we know how big elephants are</i> • <i>we know what lizard’s skin is like</i> • <i>it compares them to animals we know.</i> 	1m

Qu	Requirement	Mark																						
29	<p>The iguanodons are described as <i>inoffensive brutes</i>...</p> <p>Look at the paragraph beginning: <i>I do not know how long...</i> (page 8).</p> <p>Explain how the descriptions of the iguanodons in this paragraph support the idea that they were both <i>inoffensive</i> and <i>brutes</i>.</p> <p>Use evidence from the text to support your answer.</p> <p>Content domain: 2d – make inferences from the text / explain and justify inferences with evidence from the text.</p> <table border="1"> <thead> <tr> <th>Acceptable Points</th> <th>Likely evidence (accept paraphrase)</th> </tr> </thead> <tbody> <tr> <td colspan="2">inoffensive</td> </tr> <tr> <td>1. acted like children / playful</td> <td> <ul style="list-style-type: none"> • <i>little ones played round their parents</i> • <i>unwieldy gambols</i> • <i>bounding into the air</i> </td> </tr> <tr> <td>2. they are herbivores / vegetarians</td> <td> <ul style="list-style-type: none"> • <i>reaching a bunch of foliage</i> </td> </tr> <tr> <td>3. being together as a family / looking after their young</td> <td> <ul style="list-style-type: none"> • <i>little ones played round their parents</i> • <i>followed by its mate and its three enormous infants</i> </td> </tr> <tr> <td>4. the men don't find them frightening / they don't harm the men</td> <td> <ul style="list-style-type: none"> • <i>I do not know how long we stayed gazing</i> • <i>this marvellous spectacle</i> </td> </tr> <tr> <td>5. slow movement</td> <td> <ul style="list-style-type: none"> • <i>slowly lurched</i> </td> </tr> <tr> <td colspan="2">brutes</td> </tr> <tr> <td>6. strength</td> <td> <ul style="list-style-type: none"> • <i>tore it down as if it had been a sapling</i> • <i>the strength of the parents seemed to be limitless</i> </td> </tr> <tr> <td>7. huge size</td> <td> <ul style="list-style-type: none"> • <i>dull thuds</i> • <i>its three enormous infants</i> • <i>put his forelegs round the trunk of the tree</i> • <i>their heads high above the brushwood</i> • <i>tore it down as if it had been a sapling</i> • <i>lurched</i> </td> </tr> <tr> <td>8. the way they move</td> <td> <ul style="list-style-type: none"> • <i>unwieldy gambols</i> • <i>dull thuds</i> • <i>lurched off</i> </td> </tr> </tbody> </table>	Acceptable Points	Likely evidence (accept paraphrase)	inoffensive		1. acted like children / playful	<ul style="list-style-type: none"> • <i>little ones played round their parents</i> • <i>unwieldy gambols</i> • <i>bounding into the air</i> 	2. they are herbivores / vegetarians	<ul style="list-style-type: none"> • <i>reaching a bunch of foliage</i> 	3. being together as a family / looking after their young	<ul style="list-style-type: none"> • <i>little ones played round their parents</i> • <i>followed by its mate and its three enormous infants</i> 	4. the men don't find them frightening / they don't harm the men	<ul style="list-style-type: none"> • <i>I do not know how long we stayed gazing</i> • <i>this marvellous spectacle</i> 	5. slow movement	<ul style="list-style-type: none"> • <i>slowly lurched</i> 	brutes		6. strength	<ul style="list-style-type: none"> • <i>tore it down as if it had been a sapling</i> • <i>the strength of the parents seemed to be limitless</i> 	7. huge size	<ul style="list-style-type: none"> • <i>dull thuds</i> • <i>its three enormous infants</i> • <i>put his forelegs round the trunk of the tree</i> • <i>their heads high above the brushwood</i> • <i>tore it down as if it had been a sapling</i> • <i>lurched</i> 	8. the way they move	<ul style="list-style-type: none"> • <i>unwieldy gambols</i> • <i>dull thuds</i> • <i>lurched off</i> 	3m
Acceptable Points	Likely evidence (accept paraphrase)																							
inoffensive																								
1. acted like children / playful	<ul style="list-style-type: none"> • <i>little ones played round their parents</i> • <i>unwieldy gambols</i> • <i>bounding into the air</i> 																							
2. they are herbivores / vegetarians	<ul style="list-style-type: none"> • <i>reaching a bunch of foliage</i> 																							
3. being together as a family / looking after their young	<ul style="list-style-type: none"> • <i>little ones played round their parents</i> • <i>followed by its mate and its three enormous infants</i> 																							
4. the men don't find them frightening / they don't harm the men	<ul style="list-style-type: none"> • <i>I do not know how long we stayed gazing</i> • <i>this marvellous spectacle</i> 																							
5. slow movement	<ul style="list-style-type: none"> • <i>slowly lurched</i> 																							
brutes																								
6. strength	<ul style="list-style-type: none"> • <i>tore it down as if it had been a sapling</i> • <i>the strength of the parents seemed to be limitless</i> 																							
7. huge size	<ul style="list-style-type: none"> • <i>dull thuds</i> • <i>its three enormous infants</i> • <i>put his forelegs round the trunk of the tree</i> • <i>their heads high above the brushwood</i> • <i>tore it down as if it had been a sapling</i> • <i>lurched</i> 																							
8. the way they move	<ul style="list-style-type: none"> • <i>unwieldy gambols</i> • <i>dull thuds</i> • <i>lurched off</i> 																							
Question 29 continues on the next page.																								

Section 3: The Lost World

Qu	Requirement	Mark
	<p>Award 3 marks for a response that identifies one acceptable point for <i>inoffensive</i> and one acceptable point for <i>brutes</i>, both with evidence, e.g.</p> <ul style="list-style-type: none"> • <i>it explains that the iguanodons were harmless because it says they eat foliage which means they are vegetarians. It also says 'I do not know how long we have stared at this spectacle' which means they hadn't tried to hurt them or kill them when most dinosaurs would have tried to kill them for food. They were like brutes because they were so strong and pulled out trees without any effort. [AP2 - <u>inoffensive</u> + ev, AP4 - <u>inoffensive</u> + ev and AP6 - <u>brutes</u> + ev]</i> • <i>They were not offensive as they let the men stare at them for ages and they didn't attack them. But they were also like brutes as they were strong and pulled trees up really easily. [AP4 - <u>inoffensive</u> + ev and AP6 - <u>brutes</u> + ev]</i> • <i>You could tell that they were inoffensive because they were playing. One of the parents was followed by its mate so they were friendly. It says they lurched which makes them sound big and heavy. [AP1, AP3 - <u>inoffensive</u> + ev, AP7 <u>brutes</u> + ev]</i> <p>Award 2 marks for a response that identifies one acceptable point for <i>inoffensive</i> and one acceptable point for <i>brutes</i>, one with evidence, e.g.</p> <ul style="list-style-type: none"> • <i>They were very strong as they could tear down a tree. And the children played lots of games [AP6 - <u>brutes</u> + ev and AP1 - <u>inoffensive</u>]</i> • <i>They were moving really slowly because he says they lurched. They were also huge. [AP5 - <u>inoffensive</u> + ev and AP7 - <u>brutes</u>]</i> <p>Award 1 mark for two acceptable points, one for <i>inoffensive</i> and one for <i>brutes</i> or one acceptable point with evidence for either <i>inoffensive</i> or <i>brutes</i>, e.g.</p> <ul style="list-style-type: none"> • <i>They are vegetarians but they are really strong [AP2 - <u>inoffensive</u> and AP6 - <u>brutes</u>]</i> • <i>It explains that the iguanodons are harmless by saying they eat foliage so they are vegetarians. Also the little ones play around in 'unwieldy gambols' giving a cute impression. [AP2 - <u>inoffensive</u> + ev, AP1- <u>inoffensive</u> + ev]</i> • <i>They must have weighed a lot because they made dull thuds when they fell over. [AP7 - <u>brutes</u> + ev]</i> <p>Also accept, for a maximum of 1 mark, relevant quotations taken from the paragraph <u>without a link to an acceptable point</u>, that evidence both <i>inoffensive</i> and <i>brutes</i>, e.g.</p> <ul style="list-style-type: none"> • <i>The little ones played round their parents in unwieldy gambols</i> • <i>It calls them little ones and enormous infants</i> 	

Qu	Requirement	Mark
30	<p>Look at the paragraph beginning: <i>I do not know how long...</i></p> <p>The word <i>unwieldy</i> in this paragraph is closest in meaning to...</p> <p>Content domain: 2a – give / explain the meaning of words in context.</p> <p>Award 1 mark for the correct option ticked.</p> <p>fast. <input type="checkbox"/></p> <p>violent. <input type="checkbox"/></p> <p>clumsy. <input checked="" type="checkbox"/></p> <p>gentle. <input type="checkbox"/></p>	1m
31	<p>Find and copy one word on page 9 that suggests Malone feels part of the team of explorers.</p> <p>Content domain: 2a – give / explain the meaning of words in context.</p> <p>Award 1 mark for: <i>(my) comrades</i>.</p>	1m
32	<p>How can you tell that Professor Summerlee is an expert on dinosaurs?</p> <p>Content domain: 2d – make inferences from the text / explain and justify inferences with evidence from the text.</p> <p>Award 1 mark for one of the following acceptable points:</p> <ol style="list-style-type: none"> 1. he knows what the <i>tracks</i> are / that they are dinosaur tracks 2. he is completely fascinated (<i>ecstasy</i>) by the iguanodons / the opportunity to study pre-historic life 3. he knows that they are iguanodons / that they once lived in England. <p>Do not accept he was a professor (he could be a professor of anything).</p>	1m

Section 3: The Lost World

Qu	Requirement	Mark															
33	<p>Look at the paragraph beginning: <i>I had the same feeling of mystery and danger around us.</i></p> <p>Find and copy four different words from the rest of the paragraph that suggest danger.</p> <p>Content domain: 2g – identify / explain how meaning is enhanced through choice of words and phrases.</p> <p>Award 2 marks for four correct words and 1 mark for two or three correct words from the list below:</p> <ol style="list-style-type: none"> 1. gloom 2. menace 3. terrors 4. pounce 5. lair 6. crept. 	Up to 2m															
34	<p>Using information from the text, tick one box in each row to show whether each statement is true or false.</p> <p>Content domain: 2c – summarise main ideas from more than one paragraph.</p> <p>Award 1 mark for all four correct.</p> <table border="1" style="margin-left: auto; margin-right: auto;"> <thead> <tr> <th></th> <th>True</th> <th>False</th> </tr> </thead> <tbody> <tr> <td>Lord John saw the dinosaur tracks first.</td> <td style="text-align: center;">✓</td> <td></td> </tr> <tr> <td>Professor Summerlee has faked the evidence.</td> <td></td> <td style="text-align: center;">✓</td> </tr> <tr> <td>Professor Challenger worries people won't believe them.</td> <td style="text-align: center;">✓</td> <td></td> </tr> <tr> <td>They are all frightened of the iguanodons.</td> <td></td> <td style="text-align: center;">✓</td> </tr> </tbody> </table>		True	False	Lord John saw the dinosaur tracks first.	✓		Professor Summerlee has faked the evidence.		✓	Professor Challenger worries people won't believe them.	✓		They are all frightened of the iguanodons.		✓	1m
	True	False															
Lord John saw the dinosaur tracks first.	✓																
Professor Summerlee has faked the evidence.		✓															
Professor Challenger worries people won't believe them.	✓																
They are all frightened of the iguanodons.		✓															

Qu	Requirement	Mark
35a	<p>The mood of the characters changes throughout the extract.</p> <p>Find and copy the group of words on page 9 where Lord John's mood changes.</p> <p>Content domain: 2f – identify / explain how information / narrative content is related and contributes to meaning as a whole.</p> <p>Award 1 mark for:</p> <ul style="list-style-type: none"> <i>“I don't know what anyone else thinks, but this place) makes me feel very uneasy...”</i> (said Lord John). 	1m
35b	<p>How does Lord John's mood change?</p> <p>Content domain: 2h – make comparisons within the text.</p> <p>Award 1 mark for answers that refer to both his mood at the beginning and at the end of the extract.</p> <p>Beginning:</p> <p>Accept appropriate synonyms for: enthusiastic / excited / curious.</p> <p>End:</p> <p>Accept appropriate synonyms for: cautious / scared / anxious.</p>	1m

Section 3: The Lost World

Qu	Requirement	Mark								
36	<p>Based on what you have read, what does the last paragraph suggest might happen to the explorers next?</p> <p>Use evidence from this paragraph to support your prediction.</p> <p>Content domain: 2e – predict what might happen from details stated and implied.</p> <p>Award 2 marks for an acceptable point supported by text-based evidence.</p> <p>Award 1 mark for either an acceptable point or a relevant piece of text-based evidence.</p> <table border="1"> <thead> <tr> <th>Acceptable points (can be implied)</th> <th>Evidence</th> </tr> </thead> <tbody> <tr> <td>1. death / attack / threat</td> <td><i>feelings of danger</i> <i>gloom</i> <i>constant menace</i> <i>terrors</i> <i>pounce</i> <i>iguanodons</i> <i>lair</i></td> </tr> <tr> <td>2. lost</td> <td><i>gloom</i> <i>shady foliage</i> <i>rocks</i></td> </tr> <tr> <td>3. discovering other dinosaurs</td> <td><i>other creatures</i> <i>constant menace</i> <i>terrors</i> <i>the iguanodons we had seen</i> <i>lair</i> <i>gloom</i></td> </tr> </tbody> </table>	Acceptable points (can be implied)	Evidence	1. death / attack / threat	<i>feelings of danger</i> <i>gloom</i> <i>constant menace</i> <i>terrors</i> <i>pounce</i> <i>iguanodons</i> <i>lair</i>	2. lost	<i>gloom</i> <i>shady foliage</i> <i>rocks</i>	3. discovering other dinosaurs	<i>other creatures</i> <i>constant menace</i> <i>terrors</i> <i>the iguanodons we had seen</i> <i>lair</i> <i>gloom</i>	Up to 2m
Acceptable points (can be implied)	Evidence									
1. death / attack / threat	<i>feelings of danger</i> <i>gloom</i> <i>constant menace</i> <i>terrors</i> <i>pounce</i> <i>iguanodons</i> <i>lair</i>									
2. lost	<i>gloom</i> <i>shady foliage</i> <i>rocks</i>									
3. discovering other dinosaurs	<i>other creatures</i> <i>constant menace</i> <i>terrors</i> <i>the iguanodons we had seen</i> <i>lair</i> <i>gloom</i>									
Question 36 continues on the next page.										

Qu	Requirement	Mark
36	<p>Examples of 2 mark responses:</p> <ul style="list-style-type: none"> • <i>A vicious beast is going to eat them later on because it says there is a constant menace therefore they may not get to confirm to England that they were real dinosaurs.</i> • <i>I think they will journey on to try to locate some more creatures, for in the text it says ‘what other creatures might there not be ready to pounce upon us from their lair among the rocks and brushwood’</i> • <i>It says ‘but what other creatures might there not be there ready to pounce upon us from their lair among the rocks or brushwood?’ which implies that something might jump out and attack them</i> • <i>They were in a dangerous place and suddenly a dinosaur will pounce from behind a rock and grab one of them and eat him.</i> <p>Examples of 1 mark responses:</p> <ul style="list-style-type: none"> • <i>They got lost and stayed there and became friends with the Iguanodons</i> • <i>They might be pounced on.</i> <p>Do not accept general answers not relating to specific events or actions, e.g.</p> <ul style="list-style-type: none"> • <i>It’s going to be dangerous</i> • <i>They carry on exploring.</i> <p>Do not accept textual evidence that is not taken from the last paragraph, e.g.</p> <ul style="list-style-type: none"> • <i>They will find more footprints and follow them.</i> <p>Do not accept predictions not supported by the last paragraph, e.g.</p> <ul style="list-style-type: none"> • <i>They catch some dinosaurs and take them back to England.</i> 	

Sample key stage 2 English reading test mark schemes

Electronic PDF version product code: STA/15/7336/e ISBN: 978-1-78315-821-8

For more copies

Additional printed copies of this booklet are not available. It can be downloaded from www.gov.uk/government/publications.

© Crown copyright and Crown information 2015

Re-use of Crown copyright and Crown information in test materials

Subject to the exceptions listed below, the test materials on this website are Crown copyright or Crown information and you may re-use them (not including logos) free of charge in any format or medium in accordance with the terms of the Open Government Licence v3.0 which can be found on the National Archives website and accessed via the following link: www.nationalarchives.gov.uk/doc/open-government-licence. When you use this information under the Open Government Licence v3.0, you should include the following attribution: 'Contains public sector information licensed under the Open Government Licence v3.0' and where possible provide a link to the licence.



Exceptions – third-party copyright content in test materials

You must obtain permission from the relevant copyright owners, as listed in the '2016 sample tests copyright report', for re-use of any third-party copyright content which we have identified in the test materials, as listed below. Alternatively you should remove the unlicensed third-party copyright content and/or replace it with appropriately licensed material.

Third-party content

These materials contain no third-party copyright content.

If you have any queries regarding these test materials contact the national curriculum assessments helpline on 0300 303 3013 or email assessments@education.gov.uk.